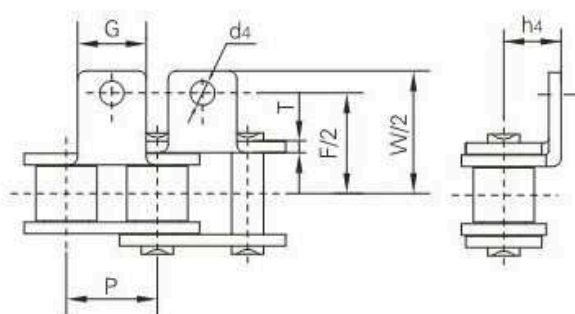


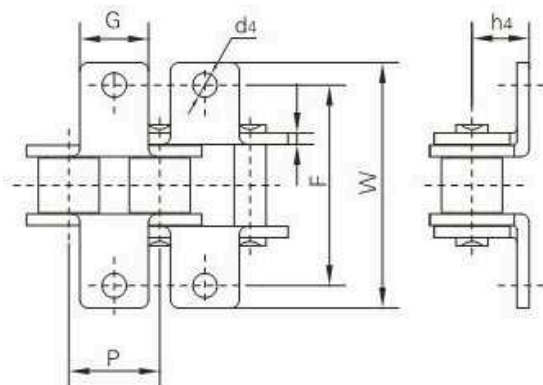
短节距输送链附件
Short pitch conveyor chain with attachments



A-1



K-1



DIN/ISO 链号 DIN/ISO Chain No.	ANSI 链号 ANSI Chain No.	P	G	F	W	T	h ₄	d ₄
		mm	mm	mm	mm	mm	mm	mm
04C	25	6.350	5.6	13.80	23.2	0.80	4.30	3.4
06C	35	9.525	7.9	19.00	28.60	1.30	6.35	3.4
08A	40	12.700	9.5	25.40	35.20	1.50	7.90	3.4
085	41	12.700	9.5	24.00	33.4	1.30	6.90	3.6
10A	50	15.875	12.7	31.75	46.2	2.03	10.30	5.5
12A	60	19.050	15.9	38.10	55.6	2.42	11.90	5.5
16A	80	25.400	19.1	50.80	64.8	3.25	15.90	6.8
20A	100	31.750	25.4	63.50	87.3	4.00	19.80	9.2
24A	120	38.100	28.6	76.20	108.5	4.80	23.00	9.8
28A	140	44.450	34.9	88.90	123.0	5.60	28.60	11.4
32A	160	50.800	38.1	101.60	142.8	6.40	31.75	13.1
40A	200	63.500	50.8	127.00	179.0	8.00	42.88	16.3
*06B		9.525	8.0	19.04	27.0	1.30	6.50	3.5
08B		12.700	9.5	25.40	36.4	1.60	8.90	4.5
10B		15.875	14.3	31.75	44.6	1.70	10.31	5.3
12B		19.050	16.0	38.10	52.4	1.85	13.46	6.4
16B		25.400	19.1	50.80	72.6	3.10	15.88	6.4
20B		31.750	35.0	63.50	100.5	3.50	19.80	9.0
24B		38.100	30.0	76.20	108.4	4.80	26.67	10.5
28B		44.450	35.0	88.90	123.0	6.00	28.58	13.1
32B		50.800	38.1	101.60	142.8	6.00	31.75	13.1

*直板链
*Straight side plates

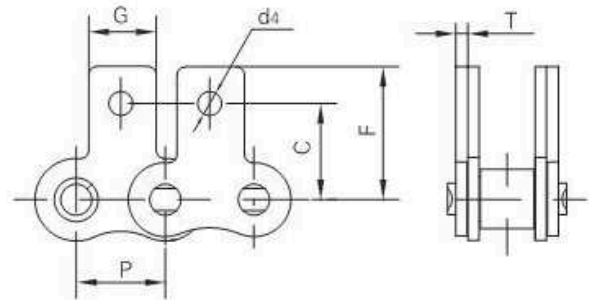
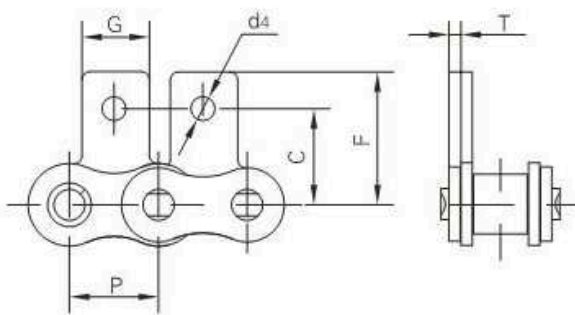
短节距输送链附件
Short pitch conveyor chain with attachments



SA-1/M1单侧(one side)



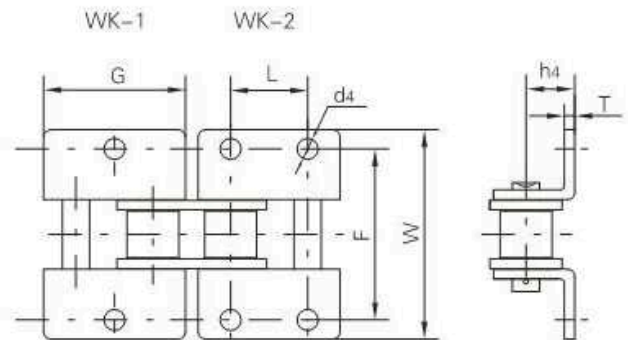
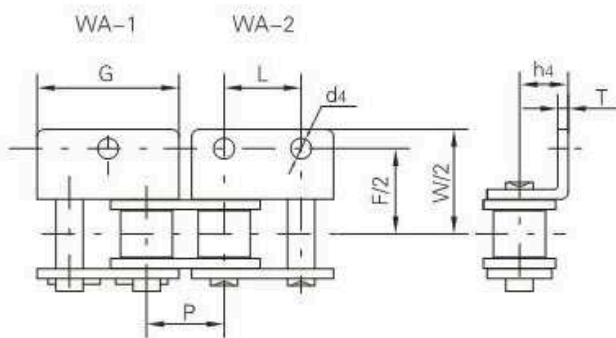
SK-1/M1双侧(both sides)



DIN/ISO 链号 DIN/ISO Chain No.	ANSI 链号 ANSI Chain No.	P	G	C	F	T	d ₄
		mm	mm	mm	mm	mm	mm
04C	25	6.350	5.6	7.95	11.7	0.8	3.4
06C	35	9.525	7.9	9.50	14.55	1.30	3.4
08A	40	12.700	9.5	12.70	19.05	1.50	3.4
085	41	12.700	9.5	11.85	16.55	1.30	3.6
10A	50	15.875	12.7	15.90	25.25	2.03	5.5
12A	60	19.050	15.9	18.30	29.33	2.42	5.5
16A	80	25.400	19.1	24.60	34.70	3.25	6.8
20A	100	31.750	25.4	31.80	43.30	4.00	9.2
24A	120	38.100	28.6	36.50	51.60	4.80	9.8
28A	140	44.450	34.9	44.50	62.00	5.60	11.4
32A	160	50.800	38.1	50.80	69.85	6.40	13.1
40A	200	63.500	50.8	63.50	88.90	8.00	16.3
*06B		9.525	8.0	9.52	13.50	1.30	3.5
08B		12.700	9.5	13.35	18.90	1.60	4.3
10B		15.875	14.3	16.50	22.95	1.70	5.3
12B		19.050	16.0	21.45	28.60	1.85	6.4
16B		25.400	19.1	23.15	34.00	3.10	6.4
20B		31.750	35.0	30.50	45.70	3.50	9.0
24B		38.100	36.0	42.70	61.50	4.80	10.5

*直板链
*Straight side plates

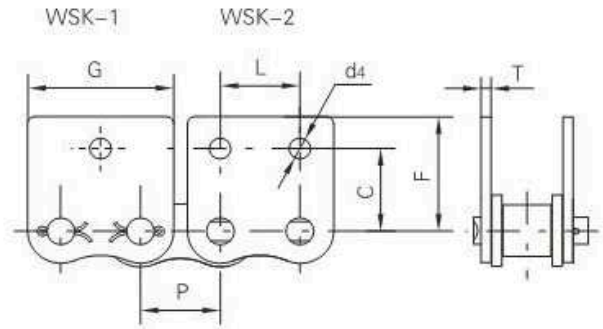
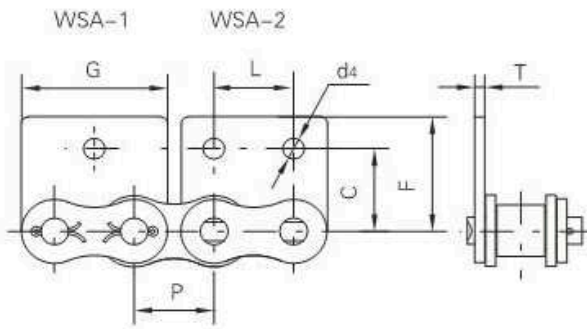
短节距输送链附件
Short pitch conveyor chain with attachments



DIN/ISO 链号 DIN/ISO Chain No.	ANSI 链号 ANSI Chain No.	P	G	L	F	W	T	h ₄	d ₄
		mm	mm	mm	mm	mm	mm	mm	mm
04C	25	6.350	11.41	6.350	13.80	23.2	0.80	4.30	3.4
06C	35	9.525	17.32	9.525	19.00	28.6	1.30	6.35	2.8
08A	40	12.700	23.00	12.700	25.40	35.6	1.50	7.90	3.4
085	41	12.700	22.30	12.700	24.00	35.0	1.30	7.20	4.85
10A	50	15.875	28.80	15.875	31.75	46.8	2.03	10.30	5.5
12A	60	19.050	34.65	19.050	38.10	56.4	2.42	11.90	5.5
16A	80	25.400	45.90	25.400	50.80	73.2	3.25	15.90	6.8
20A	100	31.750	57.65	31.750	63.50	89.8	4.00	19.80	9.2
24A	120	38.100	69.30	38.100	76.20	108.8	4.80	23.00	9.8
28A	140	44.450	80.45	44.450	88.90	123.0	5.60	28.60	11.4
32A	160	50.800	92.00	50.800	101.60	142.8	6.40	31.75	13.1
40A	200	63.500	115.5	63.500	127.00	179.0	8.00	42.88	16.3
*06B		9.525	17.72	9.525	19.04	27.0	1.30	6.50	3.5
08B		12.700	24.00	12.700	25.40	36.4	1.60	8.90	4.3
10B		15.875	29.58	15.875	31.80	44.6	1.70	10.31	5.3
12B		19.050	34.05	19.050	38.10	52.4	1.85	13.46	6.4
16B		25.400	46.40	25.400	50.80	72.6	3.10	15.88	6.4
20B		31.750	58.10	31.750	63.00	100.5	3.50	19.80	9.0
24B		38.100	71.30	38.100	76.20	108.4	4.80	26.67	10.5
28B		44.450	81.1	44.450	88.90	123.0	6.00	28.58	13.1
32B		50.800	92.8	50.800	101.60	142.8	6.00	31.75	13.1

*直板链
*Straight side plates

短节距输送链附件
Short pitch conveyor chain with attachments



DIN/ISO 链号 DIN/ISO Chain No.	ANSI 链号 ANSI Chain No.	P	G	L	C	F	T	d ₄
		mm	mm	mm	mm	mm	mm	mm
04C	25	6.350	11.41	6.350	7.95	11.70	0.80	3.4
06C	35	9.525	17.32	9.525	9.50	14.55	1.30	2.8
08A	40	12.700	23.00	12.700	12.70	17.40	1.50	3.4
085	41	12.700	21.20	12.700	11.85	16.55	1.30	3.6
10A	50	15.875	28.80	15.875	15.90	23.05	2.03	5.5
12A	60	19.050	34.65	19.050	18.30	26.86	2.42	5.5
16A	80	25.400	45.90	25.400	24.60	35.45	3.25	6.8
20A	100	31.750	57.65	31.750	31.80	44.00	4.00	9.2
24A	120	38.100	69.30	38.100	36.50	51.60	4.80	9.8
28A	140	44.450	80.45	44.450	44.50	62.00	5.60	11.4
32A	160	50.800	92.00	50.800	50.80	69.85	6.40	13.1
40A	200	63.500	115.5	63.500	63.50	88.90	8.00	16.3
*06B		9.525	17.72	9.525	9.52	13.50	1.30	3.5
08B		12.700	23.30	12.700	13.35	18.90	1.60	4.3
10B		15.875	29.58	15.875	16.50	22.95	1.70	5.3
12B		19.050	34.05	19.050	21.45	28.60	1.85	6.4
16B		25.400	46.40	25.400	23.15	34.00	3.10	6.4
20B		31.750	58.10	31.750	30.50	45.70	3.50	9.0
24B		38.100	71.30	38.100	42.70	61.50	4.80	10.5

*直板链
*Straight side plates